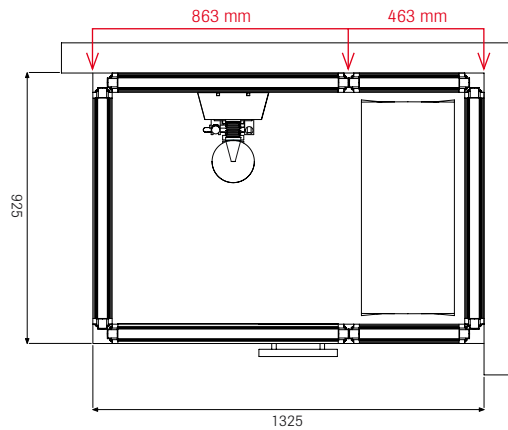
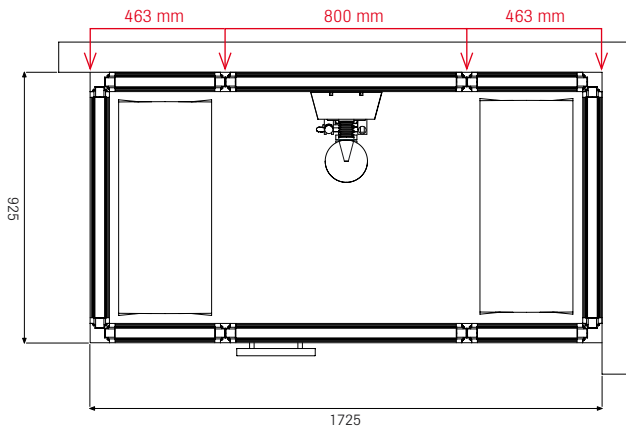


Before installing a Tylo Impression product.



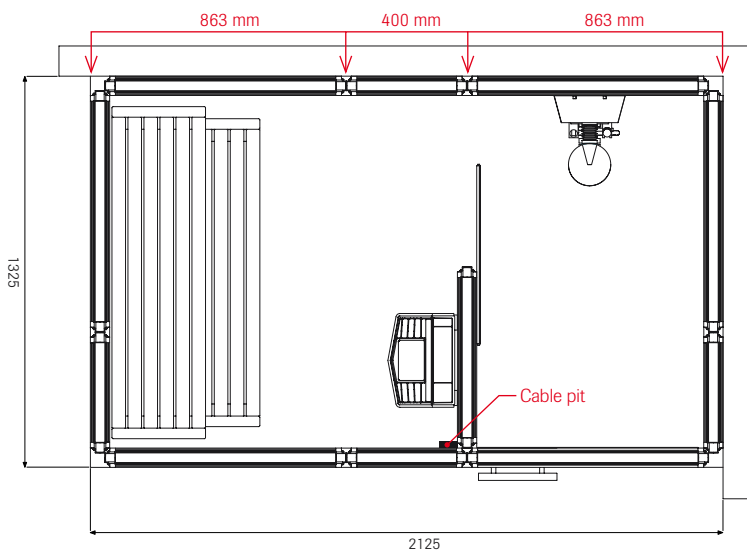
i 130

The steam column is to be installed centred on assigned 800 mm section. Install electricity and water on the back-side of the steam column.



i 170

The steam column is to be installed centred on assigned 800 mm section. Install electricity and water on the back-side of the steam column.



i x 210

The shower-/steam column is to be installed centred on assigned 800 mm section. Install electricity and water on the back-side of the shower-/steam column.

The electricity for the sauna heater is fed from above through a cable pit with a heat resistant cable.